

uPVC **Door** Panel Collection



NEW WORLD
DEVELOPMENTS



New World Developments welcomes you to a collection of modern and sophisticated uPVC door panels which will brighten and enhance your home. Each panel is carefully manufactured at New World's factory in Ballymena, Co. Antrim.

New World has been involved in the manufacture and sale of uPVC door panels since 1993 and the company supplies throughout Ireland, UK and Europe. Our online ordering system is available to all account customers and a confirmation email with the order details and price is returned to you instantly for your peace of mind. Our exclusive Panelspec system is available online or on a disk for your convenience.

printout allows you to visualise exactly how your bespoke entrance system will look.

With the introduction of our unique barcoding system we can now track every panel as it passes through the production process. This ensures you are receiving the highest quality product available.

Take a few moments to browse through our range of traditional moulded panels and contemporary inverted moulded collection; we are confident you will find a style to best compliment your home.

Build your front door in the showroom or in the comfort of your home and a final

White panels can be supplied with a foam core or with single or double ply reinforcing or with a solid core for added security. All woodgrain and colour panels are supplied with double ply reinforcing as standard.

All the uPVC door panels featured in this brochure are available in our four grained colour options as shown below. Please note there is no guarantee on any of our products in black.

There is a wide range of decorative glass units to choose from and all glass units are produced in-house. All glass used by New World is toughened glass conforming to British Glazing Federation Regulations. New World adopts a flexible approach to glass designs and will consider any bespoke designs within reason on an individual basis.

*“we are confident you will
find a style to best
compliment your home ”*




Please note our new glass designs feature a range of obscure film patterns, colour fused glass tiles with sandblasted sections, tinted glass bevels and glue chip bevels which are shown throughout the brochure. These are indicated after the glass codes.


Grained Colour Options (Available in all panels)




Colour code: 080



Colour code: 081



Colour code: 082



Colour code: 083

Please note: Every effort has been made to reproduce the colour options as shown in this brochure but printing constraints will give rise to some colour deviation. There is no guarantee on black.



Heritage Collection



A1



A2 CLEAR



A3 BG20



A3 SB10




A3 DG92



A3 DG1

Heritage Collection



A3 BG23



A4 DG64



A4 DG90



DG29



DG37



BG14



SB3

In all glass designs, the following codes apply:

DG	Decorative Glass
BG	Bevelled Glass
SB	Sandblasted (not etched)
GB	Georgian Bar
RB	Resin Bevel
FT	Fused Tile



B2 BG51



B2 DG123

Please note if the panel colour is changed, the colour in the glass design will remain as shown unless otherwise specified on the order form. Every effort has been made to reproduce the colour of our panels and the coloured film in the decorative glass designs. However printing constraints will give rise to some colour deviation.



Heritage Collection



B2 RB14



B2 DG95 (Obscure Film Design)



B2 BG44 (Tinted Bevel Cluster)



B2 BG15



B2 DG9



B2 GB



Heritage Collection



B2 DG124



DG65



DG11



FT12 (Detail)

In all glass designs, the following codes apply:

DG	Decorative Glass
BG	Bevelled Glass
SB	Sandblasted (not etched)
GB	Georgian Bar
RB	Resin Bevel
FT	Fused Tile



B2 FT12 (Fused Tile Design)



B2 BG26 (Obscure Film Design)



B3 DG125



B3 BG25 (Obscure Film Design)

B2 is also available as a solid panel with no glass (code for solid panel is B1)
Please note if the panel colour is changed, the colour in the glass design will remain as shown unless otherwise specified on the order form.
Every effort has been made to reproduce the colour of our panels and the coloured film in the decorative glass designs. However printing constraints will give rise to some colour deviation.



Heritage Collection



C1



C2 GB



C3 BG27



SB11

DG96



DG61



DG63

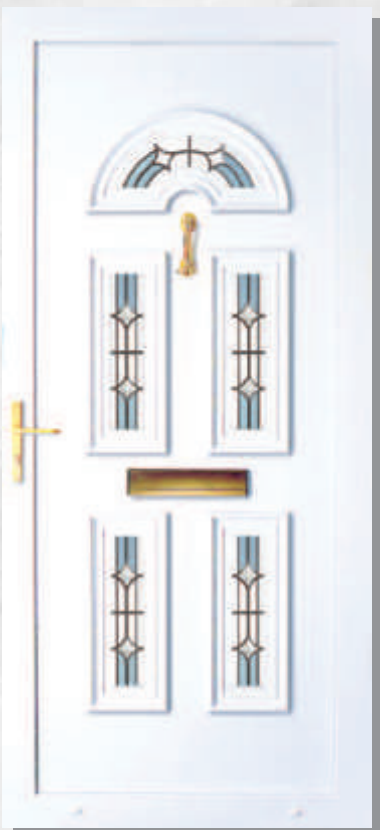
DG56

In all glass designs, the following codes apply:

- DG Decorative Glass
- BG Bevelled Glass
- SB Sandblasted (not etched)
- GB Georgian Bar
- RB Resin Bevel
- FT Fused Tile



C3 BG43



C4 BG28



Heritage Collection



D2 BG52 (Textured Film on Glue Chip Bevel)



D2 FT14 (Fused Tile Design)



FT14 (Detail)



DG45



DG38



DG49



SB8



D2 RB15



D2 DG100



D3 BG29

D2 is also available as a solid panel with no glass (code for solid panel is D1)
 Please note if the panel colour is changed, the colour in the glass design will remain as shown unless otherwise specified on the order form.
 Every effort has been made to reproduce the colour of our panels and the coloured film in the decorative glass designs. However printing constraints will give rise to some colour deviation.



Heritage Collection



E1 (Shown in Rosewood)



E2 BG45



DG126




DG127



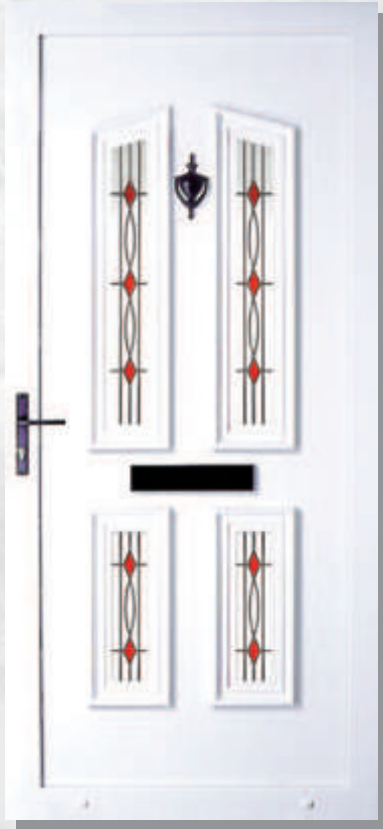
Crystal Cut



DG59




E2 BG3



E3 DG102



E3 Diamond Lead




Heritage Collection



G2 BG50



G2 Diamond Lead



G3 BG54

G2 is also available as a solid panel with no glass (code for solid panel is G1)


11



J2 DG137 (Obscure Film Design)



J2 DG132 (Obscure Film Design)



J2 BG6

J2 is also available as a solid panel with no glass (code for solid panel is J1)

Please note if the panel colour is changed, the colour in the glass design will remain as shown unless otherwise specified on the order form.

Every effort has been made to reproduce the colour of our panels and the coloured film in the decorative glass designs. However printing constraints will give rise to some colour deviation.



Heritage Collection



K2 RB16



K2 DG69



K2 BG46



K2 DG104



K2 BG16



K2 DG128 (Obscure Film Design)

K2 is also available as a solid panel with no glass (code for solid panel is K1)



Heritage Collection



K2 BG33 (Obscure Film Design)



K2 BG61



K2 BG47

13



K2 BG31 (Obscure Film Design)



BG31 (Detail)



FT15 (Detail)



K2 FT15 (Fused Tile Design)

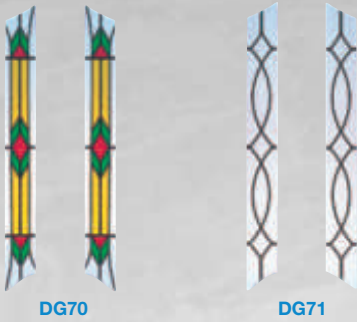
Every effort has been made to reproduce the colour of our panels and the coloured film in the decorative glass designs. However printing constraints will give rise to some colour deviation.



Heritage Collection



L1



FT16 (Detail)

In all glass designs, the following codes apply:

DG	Decorative Glass
BG	Bevelled Glass
SB	Sandblasted (not etched)
GB	Georgian Bar
RB	Resin Bevel
FT	Fused Tile



L2 FT16 (Fused Tile Design)



L2 DG105 (Obscure Film Design)



L2 DG138



L3 BG41



Heritage Collection



M1



M2 DG112 (Obscure Film Design)



M2 DG108



DG109



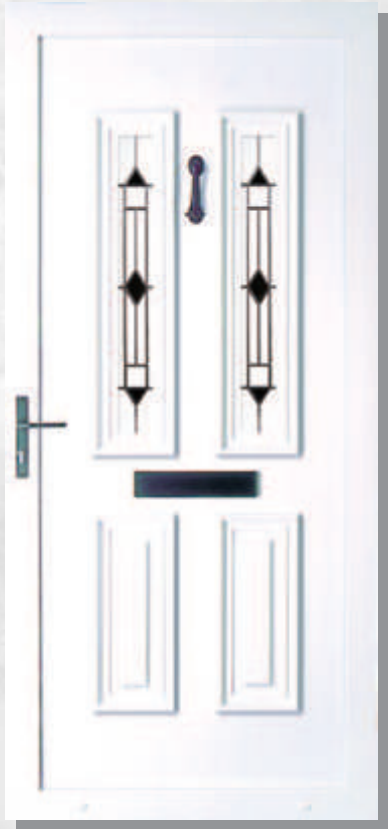
DG111



DG8



DG48

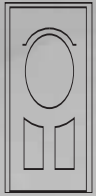


M2 DG110



M3 BG34 (Tinted Bevel Design)

Please note if the panel colour is changed, the colour in the glass design will remain as shown unless otherwise specified on the order form. Every effort has been made to reproduce the colour of our panels and the coloured film in the decorative glass designs. However printing constraints will give rise to some colour deviation.



Heritage Collection



S2 RB17



S2 FT17 (Fused Tile Design)



SB5



DG21



FT17 (Detail)



FT19 (Detail)



S2 BG7

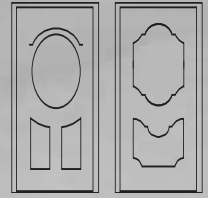


S2 BG53



S2 FT19 (Fused Tile Design)

Heritage Collection



S2 RB18



S2 DG114



T2 RB19



T2 BG8




T2 DG23



T2 BG59 (Obscure Film Design)


Heritage Collection




T2 RB20



T2 BG58 (Blue Bevel Design)



W2 DG130 (Obscure Film Design)
(No Bevel in this Design)



W2 DG32



W2 DG129



W2 BG10

NB. The W2 panel is single ply reinforced as standard and is not available as an unglazed option.



Heritage Collection



W2 RB21



W2 DG30



W2 BG35 (Tinted Bevel Design)




W2 DG31



W2 BG49 (Tinted Bevel Design)



W2 RB22



Heritage Collection



Y1



Y2 BG62



Y2 BG63



Y2 Diamond Lead



Y2 DG35



Y2 GB


Please note if the panel colour is changed, the colour in the glass design will remain as shown unless otherwise specified on the order form. Every effort has been made to reproduce the colour of our panels and the coloured film in the decorative glass designs. However printing constraints will give rise to some colour deviation.

Heritage Collection


Side Panels, Half & Quarter Panels




SP-B1



SP-B2 DG139



SP-B3 DG140



QP1



HP1



HP2



HP3



HP4




HP7

Conservatory Panels




CP1




CP2




CP3



CP4



CP5



CP9

CP9 is not available in woodgrain.

Flat Panel Sizes



Colour Spray Options

New World Developments Ltd offers a permanently bonded uPVC colour coating service available for:


- Door Panels
- Door Frames
- Windows
- Garage Doors
- Guttering
- Fascia
- Cladding
- Trims
- Soffit

Features:

- Enhances visual appearance of the house
- Available in a wide range of colours
- UV stable
- All coloured door panels are double ply reinforced as standard
- No Guarantee on black



E2 DG126



A1



A4 DG64



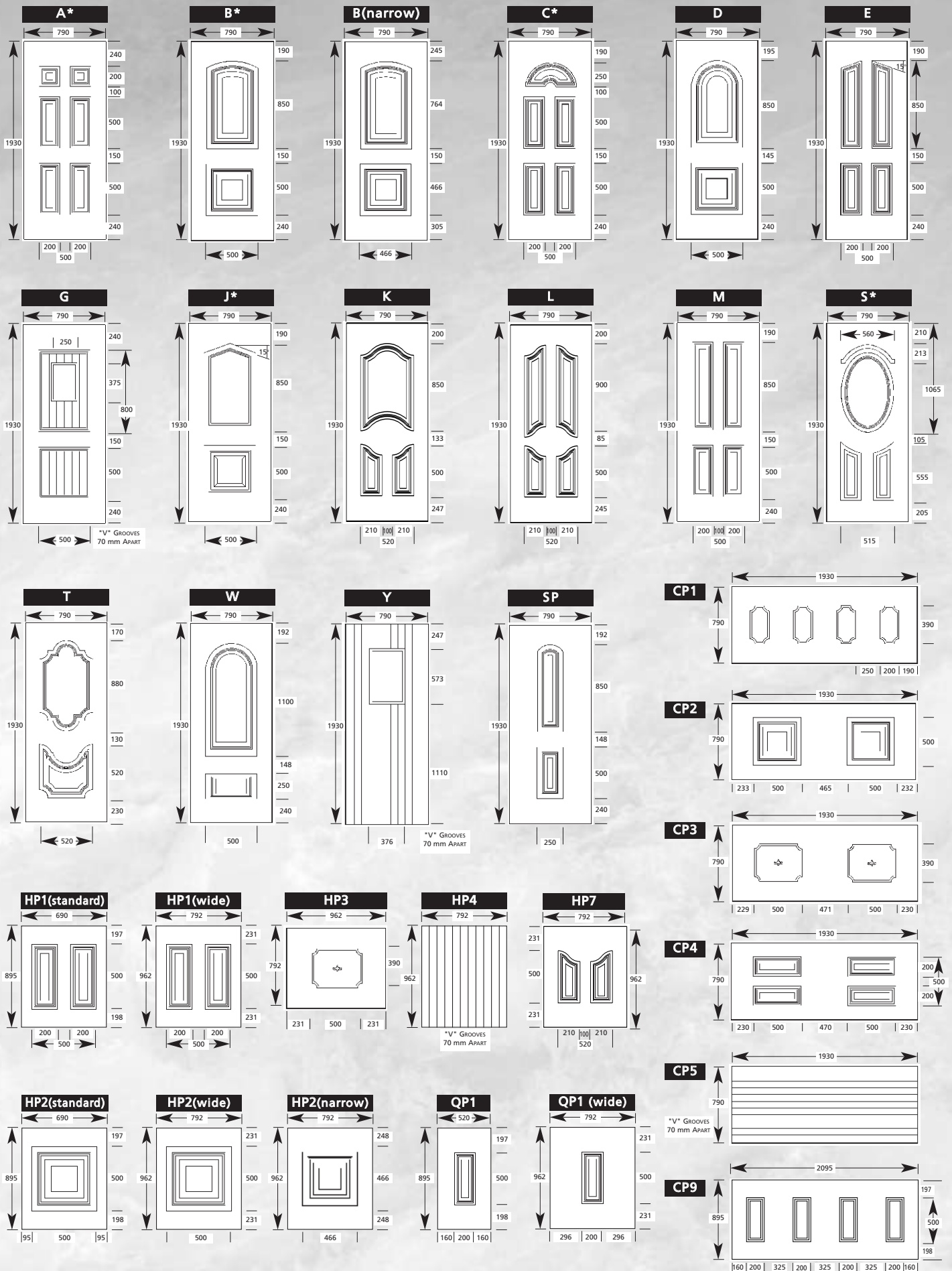
B2 DG11



C3 SB11

Please note if the panel colour is changed, the colour in the glass design will remain as shown unless otherwise specified on the order form. Every effort has been made to reproduce the colour of our panels and the coloured film in the decorative glass designs. However printing constraints will give rise to some colour deviation.

Moulding Dimensions



Please note: Please allow a variance of 5mm for white panels and up to -10mm for woodgrain and colour ticked panels.
 * Also available in Euro size 2100mm x 900mm - exact moulding dimensions upon request.

Vintage Collection - Inverted Mouldings



25



The Vintage Collection is an innovative range of panels featuring inverted mouldings to reproduce the aesthetic appeal of a traditional timber door. These panels are available with a fresh new range of glass designs and can be produced in white, woodgrain and a choice of colour options.

All panels in The Vintage Collection are available in 24mm and 28mm thickness only.

All white, woodgrain and coloured panels are double ply reinforced as standard with 6mm exterior grade plywood.

The Vintage Collection can be supplied with any of the decorative glass designs featured in The Heritage Collection brochure except the resin bevels.



Vintage Collection



INA1



INA2 Clear



INA3 DG1




INA3 BG21



INA3 BG23



INA4 DG91



Vintage Collection



INE1



INE2 DG116 (Obscure Film Design)



INE2 FT22 (Fused Tile Design)



ING3 DG118



ING3 DG119



ING3 BG40 (Obscure Film Design)

ING3 is also available as a solid panel with no glass (code for solid panel is ING1)

Please note if the panel colour is changed, the colour in the glass design will remain as shown unless otherwise specified on the order form.

Every effort has been made to reproduce the colour of our panels and the coloured film in the decorative glass designs. However printing constraints will give rise to some colour deviation.



Vintage Collection



INM1




DG75



DG76



FT21 (Detail)



DG77



DG78



INM2 FT21 (Fused Tile Design)



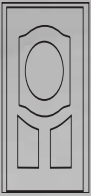
INM2 BG55 (Obscure Film Design)



INM3 BG39



INM3 DG133 (Obscure Film Design)



Vintage Collection



INS1



INS2 DG135 (Obscure Film Design)



INS2 BG42



BG17



DG81



BG7



FT20 (Detail)



INS2 FT20 (Fused Tile Design)

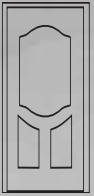


INS2 DG136 (Obscure Film Design)

In all glass designs, the following codes apply:

- DG Decorative Glass
- BG Bevelled Glass
- SB Sandblasted (not etched)
- GB Georgian Bar
- RB Resin Bevel
- FT Fused Tile

Please note if the panel colour is changed, the colour in the glass design will remain as shown unless otherwise specified on the order form. Every effort has been made to reproduce the colour of our panels and the coloured film in the decorative glass designs. However printing constraints will give rise to some colour deviation.



Vintage Collection



INT2 BG18



INT2 DG134 (No Bevel in this Design)



INT2 BG56 (Tinted Bevel Design)



INT2 DG83



INT2 BG57 (Textured Film on Glue Chip Bevel)



INT2 DG84

Moulding Dimensions



INHP1



INQP1



Q Seal

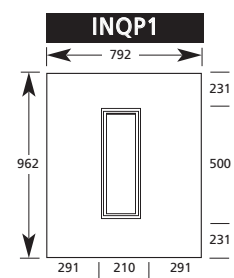
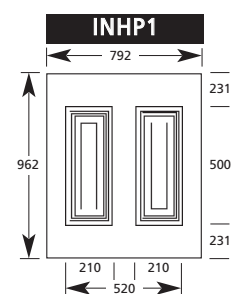
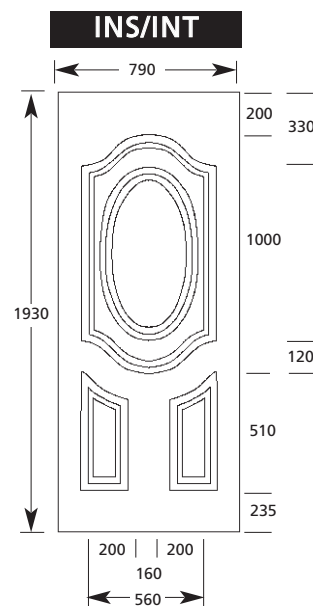
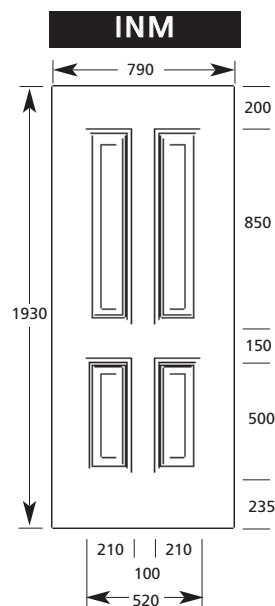
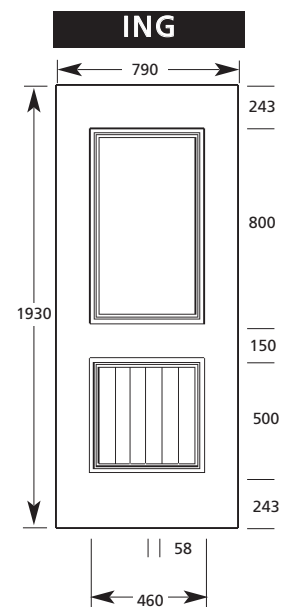
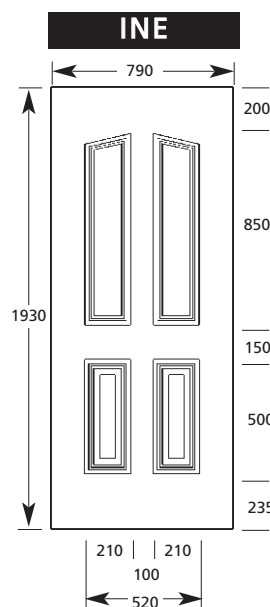
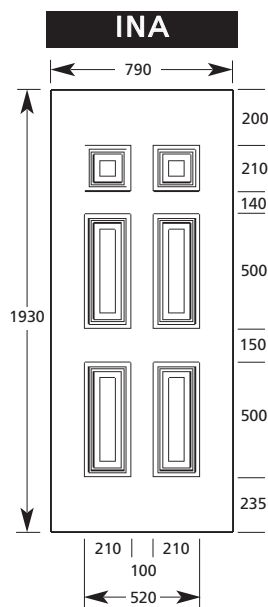
Double Glazed Units

New World Developments are proud to state that we use **Q Seal** double or triple glazed units in our panels.

We firmly believe that the **Q Seal** unit is the best double or triple glazed unit available because it offers you:

1. Longer life
2. Better thermal insulation
3. Reduced condensation
4. Looks better

Choose **Q Seal** not only for your door but your windows and conservatories as well.




Accessories & Backing Glass



Minster



Flemish



Taffeta



Mayflower




Stippolyte



Cotswold



Autumn



Everglade



EXTRA CHARGE FOR
CHROME FINISH



URN KOCKER
(also available with a spyhole)



EXTRA CHARGE FOR
CHROME
FINISH



SCROLL
KOCKER



EXTRA CHARGE FOR
CHROME FINISH




LIONSHEAD KOCKER



NUMERALS
(available in black, gold or silver)



SPYHOLE




EXTRA CHARGE FOR CHROME FINISH

LETTERBOXES


Brass is a material subject to attack from the elements and black pit marks may occur. This cannot be avoided.

Resin Lead Glass




New World's glass units have traditionally been produced with antique lead, colour film and glass bevels. We are pleased to present the latest resin lead technology available throughout our range of PVC panels. Manufactured in a custom built studio our resin lead units are produced under strictly controlled conditions to the high standards you have come to expect.

Our panels can be produced with black resin or with colour and black resin. Bevel glass designs cannot be produced with resin lead but are finished with our standard antique lead.




B2 EL11






D2 EL15



W2 EL30



K2 EL69



Resin Bevel Collection

Introducing New World's own range of bespoke resin bevel units which replace the current range on offer. Our resin units are manufactured completely inhouse using our exclusive range of design moulds. Each unit is made with sections of obscure film carefully placed around resin bevel clusters and glazed with a clear backing glass only.

Please note the resin bevel range RB1 - RB9 is no longer available as it has been discontinued.



S2 RB17



K2 RB16



W2 RB22



T2 RB20



D2 RB15



W2 RB21



T2 RB19



S2 RB18



B2 RB14

Sidelights

New World Developments can supply double glazed units for sidelights to match the panel glass design.
Please note New World only manufactures uPVC panels and double glazed decorative glass units. We do not supply uPVC frames.



A3 DG92



INS2 FT20 (Fused Tile Design)



T2 BG58 (Blue Bevel Design)



B2 BG25 (Obscure Film Design)

Please note if the panel colour is changed, the colour in the glass design will remain as shown unless otherwise specified on the order form.
Every effort has been made to reproduce the colour of our panels and the coloured film in the decorative glass designs. However printing constraints will give rise to some colour deviation.

Sidelights



M3 DG111



K2 BG31 (Obscure Film Design)



W2 DG129



A3 SB10 (Rosewood)

Sidelights



K2 FT15 (Fused Tile Design)



INE3 DG116 (Obscure Film Design)



Y2 BG50



W2 DG130 (Obscure Film Design - No Bevel in this Design)

Please note if the panel colour is changed, the colour in the glass design will remain as shown unless otherwise specified on the order form. Every effort has been made to reproduce the colour of our panels and the coloured film in the decorative glass designs. However printing constraints will give rise to some colour deviation.

Sidelights



S2 BG53



B2 BG15



C3 BG27



K2 DG128 (Obscure Film Design)

Please note if the panel colour is changed, the colour in the glass design will remain as shown unless otherwise specified on the order form.
Every effort has been made to reproduce the colour of our panels and the coloured film in the decorative glass designs. However printing constraints will give rise to some colour deviation.

Extra Glass



DG97 (Thistle)



DG94



BG22




DG93

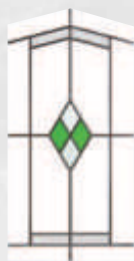
(Obscure Film Design)



FT23



DG142



DG141

(Obscure Film Design)



SB12

(Sandblasted Design)



BG32



DG144



BG60



DG145



DG146

(Obscure Film Design)



DG147

(Obscure Film Design)



DG57



DG44



DG67



DG29



DG37



DG60



BG14




SB3



DG36



DG38



DG17




DG18



DG70



DG72



DG55



DG73



DG74



DG16



DG49



DG79



DG80



DG66




DG68



DG82



DG85



DG86

Every effort has been made to reproduce the colour of our panels and the coloured film in the decorative glass designs. However printing constraints will give rise to some colour deviation.



New World Developments
Woodside Industrial Estate
Woodside Road
Ballymena, Co Antrim
Northern Ireland BT42 4HX

T : 028 2563 2200
F : 028 2565 9334
E : sales@nwd.uk.com
www.nwd.uk.com

ROI T : 048 2563 2200
ROI F : 048 2565 9334

New World Developments reserves the right to make alterations to any of the featured products without prior notice.

Apeer

monno™

ISOLATE

Apeer, Monno and Isolate are registered brands of New World Developments.